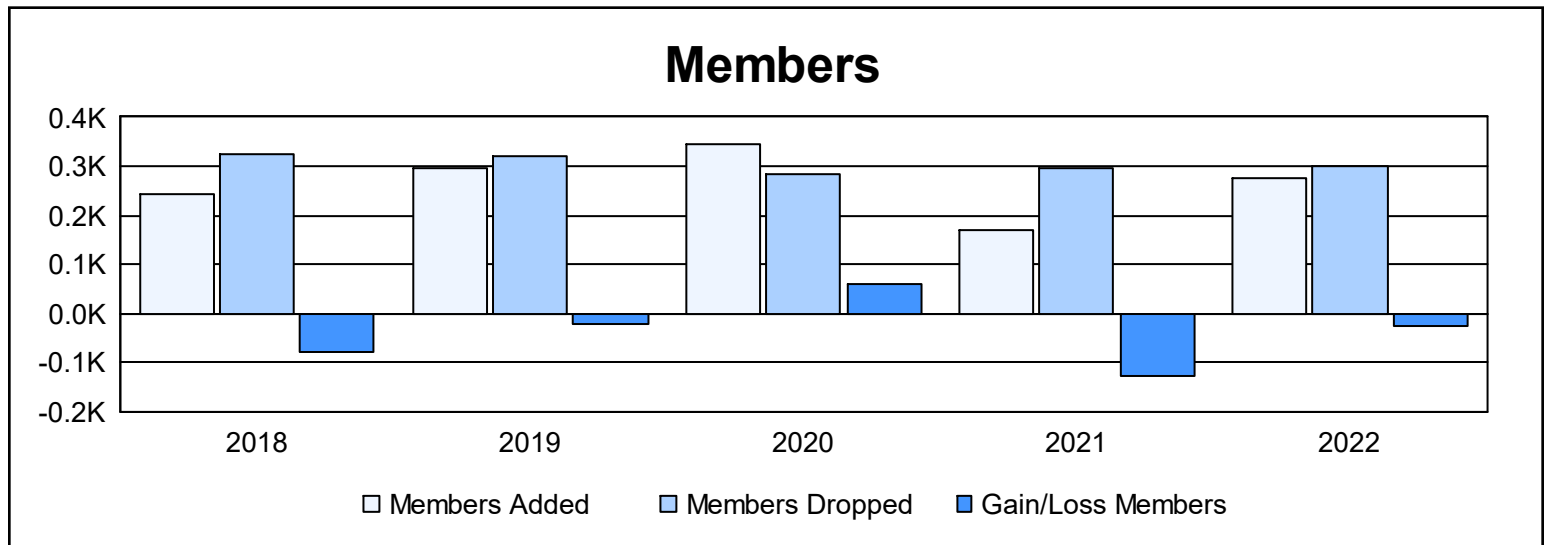
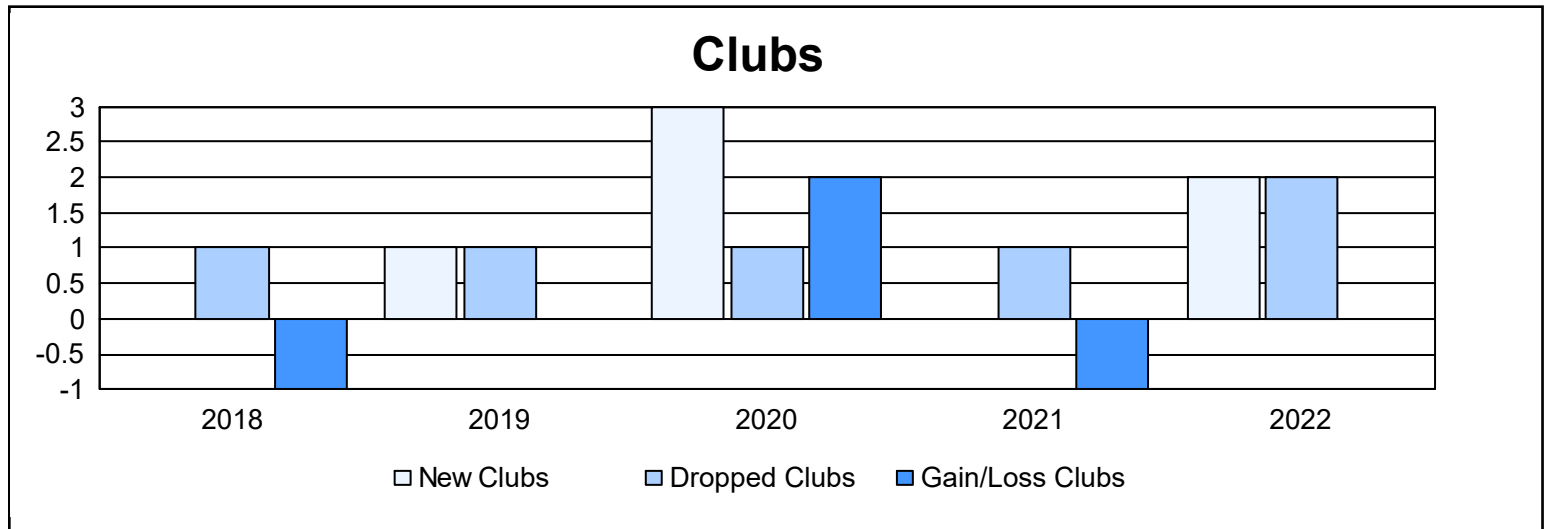
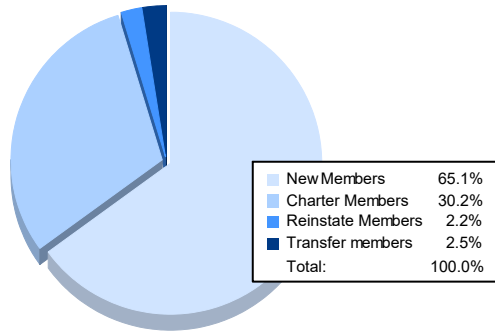


Year	New Clubs	Dropped Clubs	Gain/Loss Clubs	New Members	Charter Members	Reinstate Members	Transfer Members	Total Member Added	Total Members Dropped	Gain/Loss Members
2017-2018	0	1	-1	229	0	14	2	245	325	-80
2018-2019	1	1	0	259	26	10	2	297	320	-23
2019-2020	3	1	2	242	97	5	1	345	285	60
2020-2021	0	1	-1	162	0	6	0	168	297	-129
2021-2022	2	2	0	179	83	6	7	275	299	-24
<b>Average</b>	<b>1</b>	<b>1</b>	<b>0</b>	<b>214</b>	<b>41</b>	<b>8</b>	<b>2</b>	<b>266</b>	<b>305</b>	<b>-39</b>



### Membership Composition June 2022 Cumulative



### Gender Composition June 2022 Cumulative

